



Escrutado: **100%**

	2011		2007	
<b>Total votantes</b>	661.221	67,82%	655.043	68,01%
<b>Abstención</b>	313.777	32,18%	308.178	31,99%
<b>Votos nulos</b>	10.823	1,64%	4.972	0,76%
<b>Votos en blanco</b>	14.038	2,12%	8.642	1,32%

Diputados a elegir: **45**





2011				2007			
Candidaturas	Votos		Dip.	Dip.	Votos		Candidaturas
P.P.	382.569	58,82%	<b>33</b>	<b>29</b>	379.011	58,30%	PP
P.S.O.E.	155.157	23,86%	<b>11</b>	<b>15</b>	207.998	32,00%	PSOE
IU+LV	50.913	7,83%	<b>1</b>	<b>1</b>	40.633	6,25%	(IU+LV)RM
UPyD	29.236	4,50%					
LV-ECOLO	7.618	1,17%					
C.D.L.	3.917	0,60%			3.744	0,58%	CDL
P.R.D.E.	1.173	0,18%					
PEE	1.050	0,16%					
D.N.	852	0,13%			1.006	0,15%	DN
C.D.U.R.	830	0,13%					
CYD	822	0,13%					
U.C.E.	713	0,11%					
NOSTRADAMUS	620	0,10%					
FE	488	0,08%					
PRCRM	220	0,03%					
C.C.SE	182	0,03%					
					8.139	1,25%	CCR
					774	0,12%	FE de las JONS
					124	0,02%	Centristas.org

Escrutado: **100%**

**Primera**

	2011		2007	
<b>Total votantes</b>	98.541	69,25%	101.921	70,44%
<b>Abstención</b>	43.748	30,75%	42.768	29,56%
<b>Votos nulos</b>	1.501	1,52%	1.394	1,37%
<b>Votos en blanco</b>	1.778	1,80%	1.343	1,32%

Diputados a elegir: **7**



2011				2007			
Candidaturas	Votos		Dip.	Dip.	Votos		Candidaturas
<b>P.P.</b>	55.551	57,25%	<b>5</b>	<b>5</b>	55.534	55,24%	<b>PP</b>
<b>P.S.O.E.</b>	25.860	26,65%	<b>2</b>	<b>2</b>	33.197	33,02%	<b>PSOE</b>
<b>IUV-RM</b>	9.274	9,56%			8.629	8,58%	<b>(IU+LV)RM</b>
<b>UPyD</b>	2.377	2,45%					
<b>C.D.L.</b>	979	1,01%			681	0,68%	<b>CDL</b>
<b>LV-ECOLO</b>	676	0,70%					
<b>P.R.D.E.</b>	150	0,15%					
<b>CYD</b>	128	0,13%					
<b>PEE</b>	114	0,12%					
<b>U.C.E.</b>	97	0,10%					
<b>NOSTRADAMUS</b>	56	0,06%					
					836	0,83%	<b>CCR</b>
					183	0,18%	<b>FE de las JONS</b>
					124	0,12%	<b>Centristas.org</b>

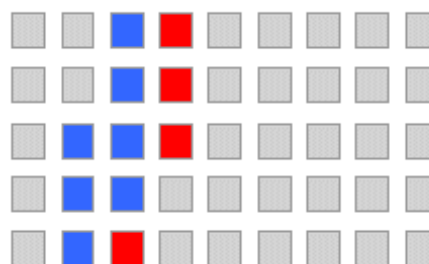
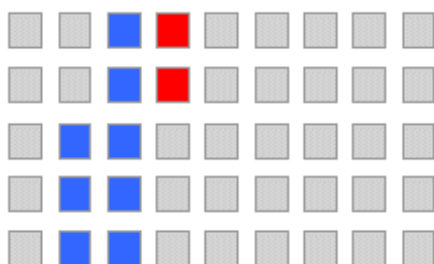
Escrutado: **100%**

**Segunda**

	2011		2007	
<b>Total votantes</b>	138.579	61,15%	135.722	60,96%
<b>Abstención</b>	88.035	38,85%	86.937	39,04%
<b>Votos nulos</b>	2.243	1,62%	851	0,63%
<b>Votos en blanco</b>	3.127	2,26%	1.582	1,17%

Diputados a elegir: **10**

Diputados elegidos: **11**



2011				2007			
Candidaturas	Votos		Dip.	Dip.	Votos		Candidaturas
<b>P.P.</b>	82.994	60,87%	<b>8</b>	<b>7</b>	77.446	57,42%	<b>PP</b>
<b>P.S.O.E.</b>	29.124	21,36%	<b>2</b>	<b>4</b>	43.371	32,16%	<b>PSOE</b>
<b>IUV-RM</b>	9.426	6,91%			6.347	4,71%	<b>(IU+LV)RM</b>
<b>UPyD</b>	7.184	5,27%					
<b>LV-ECOLO</b>	1.889	1,39%					
<b>C.D.L.</b>	479	0,35%			1.348	1,00%	<b>CDL</b>
<b>FE</b>	417	0,31%					
<b>D.N.</b>	312	0,23%			354	0,26%	<b>DN</b>
<b>PEE</b>	304	0,22%					
<b>P.R.D.E.</b>	260	0,19%					
<b>NOSTRADAMUS</b>	201	0,15%					
<b>C.C.SE</b>	182	0,13%					
<b>U.C.E.</b>	166	0,12%					
<b>C.D.U.R.</b>	137	0,10%					
<b>CYD</b>	134	0,10%					
					4.423	3,28%	<b>CCR</b>

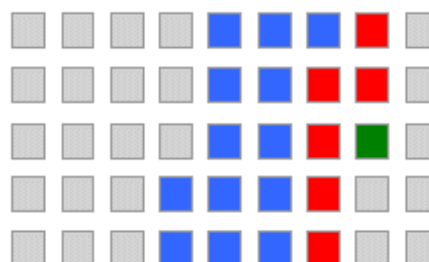
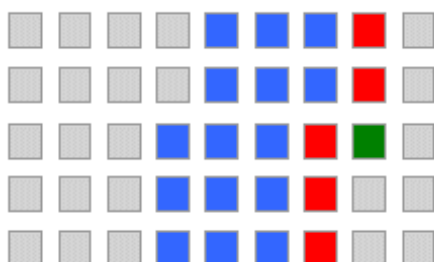
Escrutado: **100%**

**Tercera**

	2011		2007	
<b>Total votantes</b>	340.357	68,80%	333.770	68,89%
<b>Abstención</b>	154.326	31,20%	150.760	31,11%
<b>Votos nulos</b>	5.691	1,67%	2.022	0,61%
<b>Votos en blanco</b>	7.285	2,14%	4.561	1,37%

Diputados a elegir: **21**

Diputados elegidos: **20**





2011				2007			
Candidaturas	Votos		Dip.	Dip.	Votos		Candidaturas
<b>P.P.</b>	200.452	59,90%	<b>15</b>	<b>13</b>	204.522	61,65%	<b>PP</b>
<b>P.S.O.E.</b>	73.661	22,01%	<b>5</b>	<b>6</b>	98.794	29,78%	<b>PSOE</b>
<b>IUV-RM</b>	25.048	7,48%	<b>1</b>	<b>1</b>	19.458	5,87%	<b>(IU+LV)RM</b>
UPyD	17.667	5,28%					
LV-ECOLO	4.693	1,40%					
C.D.L.	2.167	0,65%			1.247	0,38%	<b>CDL</b>
P.R.D.E.	695	0,21%					
C.D.U.R.	644	0,19%					
PEE	592	0,18%					
D.N.	540	0,16%			523	0,16%	<b>DN</b>
CYD	522	0,16%					
U.C.E.	361	0,11%					
NOSTRADAMUS	339	0,10%					
					2.052	0,62%	<b>CCR</b>
					591	0,18%	<b>FE de las JONS</b>

Escrutado: **100%**

**Cuarta**

	2011		2007	
<b>Total votantes</b>	54.530	77,10%	55.002	77,02%
<b>Abstención</b>	16.192	22,90%	16.409	22,98%
<b>Votos nulos</b>	731	1,34%	400	0,73%
<b>Votos en blanco</b>	868	1,59%	466	0,85%

Diputados a elegir: **4**





2011				2007			
Candidaturas	Votos	Dip.		Dip.	Votos		Candidaturas
<b>P.P.</b>	28.616	53,19%	<b>3</b>	<b>2</b>	27.621	50,59%	<b>PP</b>
<b>P.S.O.E.</b>	18.219	33,86%	<b>1</b>	<b>2</b>	22.850	41,85%	<b>PSOE</b>
<b>IUV-RM</b>	4.263	7,92%			3.169	5,80%	<b>(IU+LV)RM</b>
<b>UPyD</b>	1.168	2,17%					
<b>C.D.L.</b>	272	0,51%			420	0,77%	<b>CDL</b>
<b>LV-ECOLO</b>	202	0,38%					
<b>C.D.U.R.</b>	49	0,09%					
<b>PEE</b>	40	0,07%					
<b>P.R.D.E.</b>	32	0,06%					
<b>U.C.E.</b>	30	0,06%					
<b>CYD</b>	22	0,04%					
<b>NOSTRADAMUS</b>	18	0,03%					
					76	0,14%	<b>CCR</b>

Escrutado: **100%**

**Quinta**

	2011		2007	
<b>Total votantes</b>	29.214	71,80%	28.628	71,69%
<b>Abstención</b>	11.476	28,20%	11.304	28,31%
<b>Votos nulos</b>	657	2,25%	305	1,07%
<b>Votos en blanco</b>	980	3,35%	690	2,41%

Diputados a elegir: **3**



2011				2007			
Candidaturas	Votos		Dip.	Dip.	Votos		Candidaturas
<b>P.P.</b>	14.956	52,37%	<b>2</b>	<b>2</b>	13.888	49,03%	<b>PP</b>
<b>P.S.O.E.</b>	8.293	29,04%	<b>1</b>	<b>1</b>	9.786	34,55%	<b>PSOE</b>
<b>IUV-RM</b>	2.902	10,16%			3.030	10,70%	<b>(IU+LV)RM</b>
<b>UPyD</b>	840	2,94%					
<b>PRCRM</b>	220	0,77%					
<b>LV-ECOLO</b>	158	0,55%					
<b>FE</b>	71	0,25%					
<b>U.C.E.</b>	59	0,21%					
<b>P.R.D.E.</b>	36	0,13%					
<b>C.D.L.</b>	20	0,07%			48	0,17%	<b>CDL</b>
<b>CYD</b>	16	0,06%					
<b>NOSTRADAMUS</b>	6	0,02%					
					752	2,66%	<b>CCR</b>
					129	0,46%	<b>DN</b>